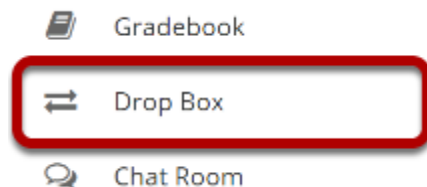


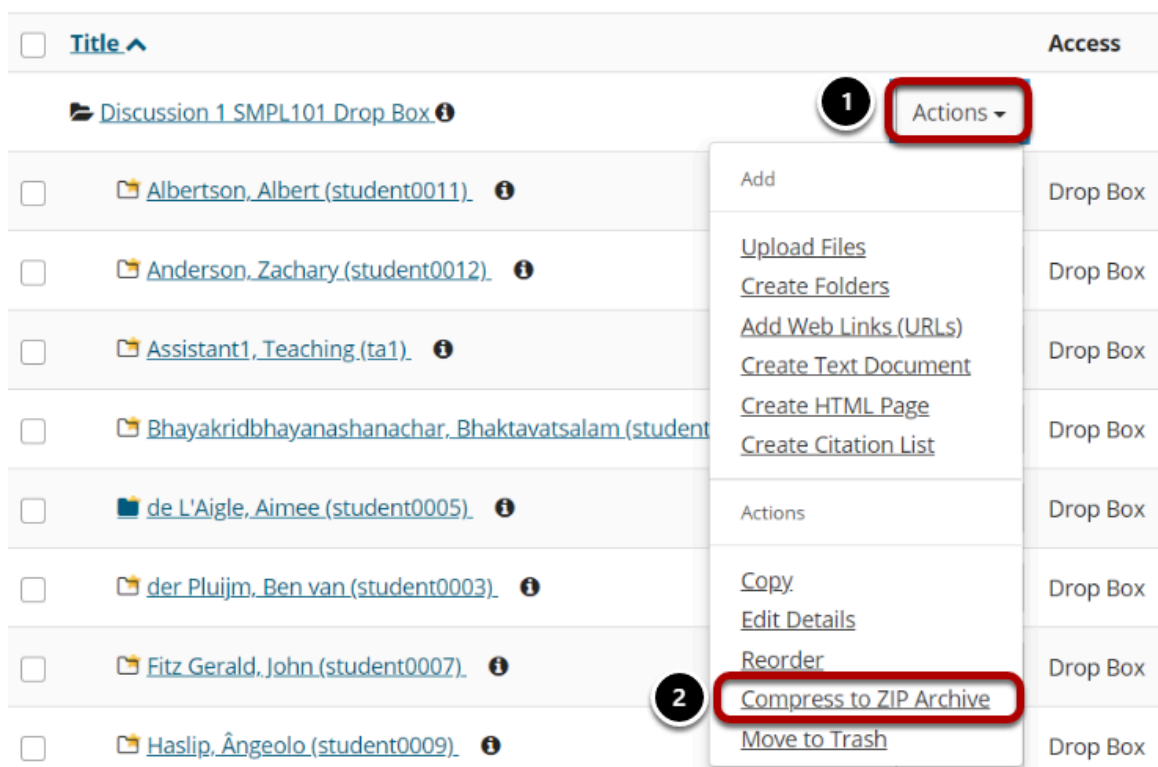
# How do I download multiple files from Dropbox?

## Go to Drop Box.












Select the **Drop Box** tool from the Tool Menu in your site.

## Create a zip archive.



1. Select the **Actions** menu for the top level drop box folder.
2. Click on the **Compress to Zip Archive** item in the drop-down menu.

Click on the archive file to download.

<input type="checkbox"/> Title ^	Access
 <a href="#">Discussion 1 SMPL101 Drop Box</a> ⓘ	Actions ▾
<input type="checkbox"/>  <a href="#">Albertson, Albert (student0011)</a> ⓘ	Actions ▾ Drop Box
<input type="checkbox"/>  <a href="#">Anderson, Zachary (student0012)</a> ⓘ	Actions ▾ Drop Box
<input type="checkbox"/>  <a href="#">Assistant1, Teaching (ta1)</a> ⓘ	Actions ▾ Drop Box
<input type="checkbox"/>  <a href="#">Bhayakridbhayanashanachar, Bhaktavatsalam (student0014)</a> ⓘ	Actions ▾ Drop Box
<input type="checkbox"/>  <a href="#">de L'Aigle, Aimee (student0005)</a> ⓘ	Actions ▾ Drop Box
<input type="checkbox"/>  <a href="#">der Pluijm, Ben van (student0003)</a> ⓘ	Actions ▾ Drop Box
<input type="checkbox"/>  <a href="#">Fitz Gerald, John (student0007)</a> ⓘ	Actions ▾ Drop Box
<input type="checkbox"/>  <a href="#">Discussion 1 Drop Box</a>	Actions ▾ Drop Box

A zip archive containing all dropbox submissions will appear in the top level folder.  
Click on the archive file to download it to your computer.