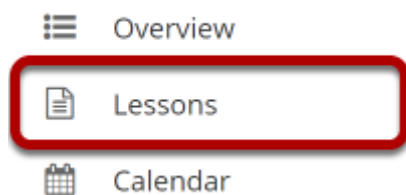


How do I require completion of a Lessons page?

Instructors can require the completion of one Lessons page or subpage before allowing students to move on to subsequent Lessons pages or subpages in the Lessons hierarchy. That is, instructors can require that all of the required items on one page be completed before students have access to subsequent Lessons pages or subpages.

See [How do I require completion of a Lessons item?](#) for directions on requiring an item on a page to be completed.


Go to Lessons.



Click on the Lessons tool in the Tool Menu to display the page.

Note: The default or blank Lessons page contains text and images that explain the basic functionality of the Lessons tool.

Specify required items on the page.

 LESSONS

Print view

Print all

Index of pages


Link

Help

Add Content +

More Tools ▾

Reorder ⚙







Summer 2019 Class 101



Week 1



What should I be doing this week?



1. Read the syllabus and identify the goal that is most interesting to you.
2. Post the most interesting goal in the forum.
3. Go to the "Weekly Materials" page and explore the required reading materials.


















 [Syllabus.pdf](#)


 [Syllabus Quiz](#)

 [Introductions](#)









See [How do I require completion of a Lessons item?](#) for directions on requiring an item to be completed.

Note: Required items are indicated by an asterisk.

Specify completion of prerequisites.

LESSONS

Print view Print all Index of pages Link ? Help

Add Content + More Tools Reorder

Summer 2019 Class 101

Week 1

What should I be doing this week?

1. Read the syllabus and identify the goal that is most interesting to you.
2. Post the most interesting goal in the forum.
3. Go to the "Weekly Materials" page and explore the required reading materials.

* Syllabus.pdf

* Syllabus Quiz

* Introductions

Weekly Materials: Week 1 [Has prerequisites]

Please read and explore...

See [How do I require completion of a Lessons item?](#) for directions on conditionally releasing an item based on prerequisites.

If a student clicks the subpage link (or button) without completing all the required items on the page, nothing will happen. (Instructors can click on the subpage link and the subpage will be displayed.)

Note: The subpage link (or button) now displays the text [Has Prerequisites] next to the item.

To require a top-level Lessons page before accessing subsequent pages:

Click the Settings icon.

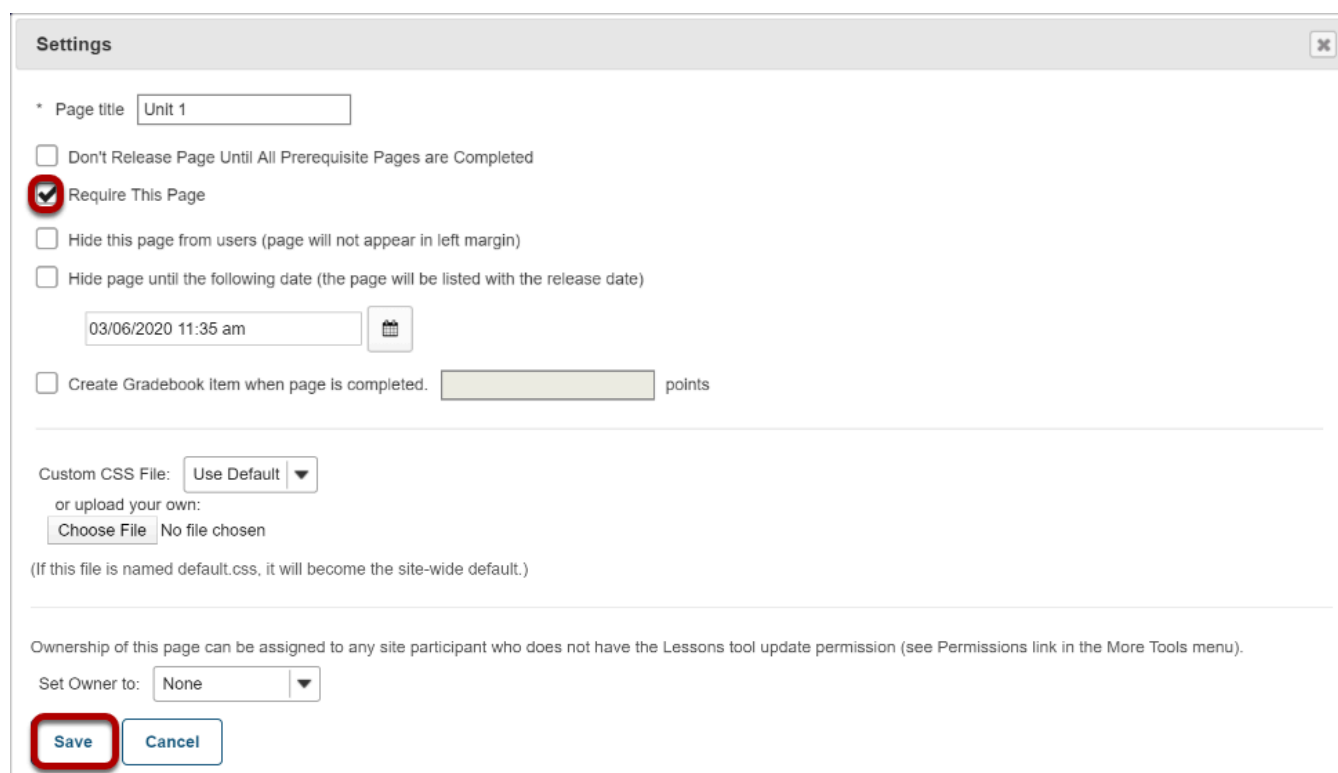
UNIT 1

Print view Print all Index of pages Link ? Help

Add Content + More Tools Reorder

The **Settings** icon is a gear-shaped icon beneath the Lessons page heading.

Check Require this page, then click Save.



Settings


* Page title

☐ Don't Release Page Until All Prerequisite Pages are Completed

☒ **Require This Page**

☐ Hide this page from users (page will not appear in left margin)

☐ Hide page until the following date (the page will be listed with the release date)



☐ Create Gradebook Item when page is completed. points

Custom CSS File: ▼

or upload your own:

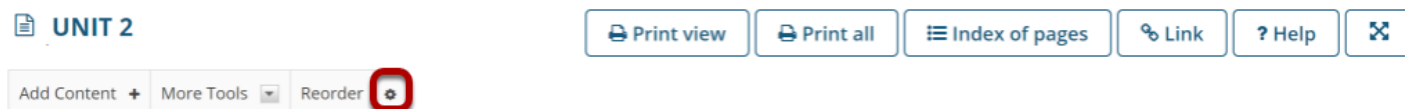
No file chosen

(If this file is named default.css, it will become the site-wide default.)

Ownership of this page can be assigned to any site participant who does not have the Lessons tool update permission (see Permissions link in the More Tools menu).

Set Owner to: ▼

Click the Settings icon.



The **Settings** icon is a gear-shaped icon in the top right corner of the page.

Check Don't Release Page Until All Prerequisite Pages are Completed, then click Save.

Settings

* Page title

☒ Don't Release Page Until All Prerequisite Pages are Completed

☐ Require This Page

☐ Hide this page from users (page will not appear in left margin)

☐ Hide page until the following date (the page will be listed with the release date)

☐ Create Gradebook item when page is completed. points

Custom CSS File: ▼

or upload your own:

(If this file is named default.css, it will become the site-wide default.)

Ownership of this page can be assigned to any site participant who does not have the Lessons tool update permission (see Permissions link in the More Tools menu).

Set Owner to: ▼

Example of a top-level Lessons page that must be completed.

UNIT 1

Summer 2019 Class 101

Week 1

What should I be doing this week?

1. Read the syllabus and identify the goal that is most interesting to you.
2. Post the most interesting goal in the forum.
3. Go to the "Weekly Materials" page and explore the required reading materials.

The Unit 1 Lessons page items must be completed before a student can access the Unit 2 Lessons page.

If a student clicks on the Unit 2 page in the Tool Menu without completing all of the Unit 1 Lessons page items, a message is displayed alerting the student that they cannot access the

page until all of the Unit 1 items are completed. (Instructors can access both top-level Lessons pages.)