

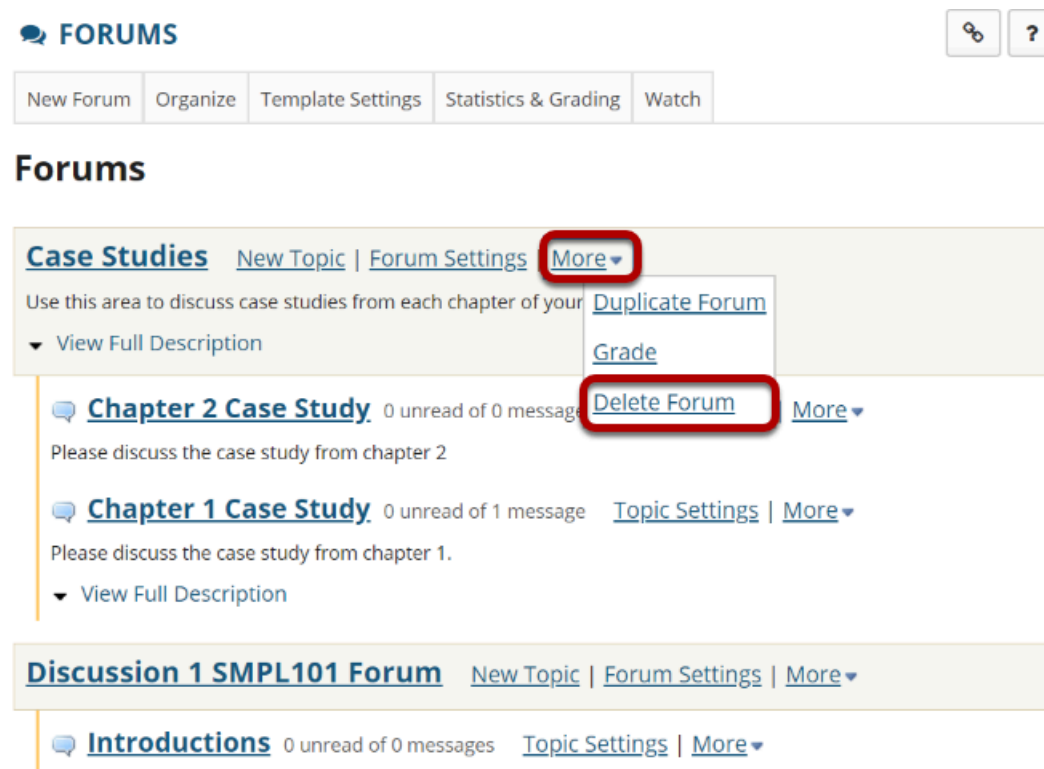
How do I delete a forum?

Go to Forums.



Select the **Forums** tool from the Tool Menu of your site.

Select Delete Forum from the More drop-down menu.



Click the **More** link next to the forum you want to delete, then chose the **Delete Forum** option from the drop-down menu.


You can also click Forum Settings next to the forum you want to delete.

Forums


[Case Studies](#) [New Topic](#) [Forum Settings](#) [More ▾](#)

Use this area to discuss case studies from each chapter of your textbook.

▾ View Full Description

 [Chapter 2 Case Study](#) 0 unread of 0 messages [Topic Settings](#) | [More ▾](#)

Please discuss the case study from chapter 2

 [Chapter 1 Case Study](#) 0 unread of 1 message [Topic Settings](#) | [More ▾](#)


Please discuss the case study from chapter 1.


▾ View Full Description

Then scroll down to bottom of page and click Delete Forum.

[SAVE](#) [SAVE SETTINGS & ADD TOPIC](#) [SAVE DRAFT](#) [DELETE FORUM](#) [CANCEL](#)

Confirm deletion.

 You are about to delete all the topics and messages associated with the forum. Are you sure you want to delete the following forum and its contents?

 **Case Studies** (not moderated)

▸ Hide Full Description

[DELETE FORUM](#) [CANCEL](#)

Deleting a forum will remove the forum and everything associated with it, including all topics and conversations. If you are sure you want to delete the forum, click **Delete Forum** to remove it from the site.