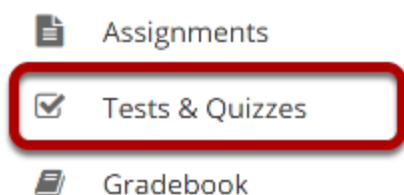


How do I set up a random question set?

Go to Tests & Quizzes.



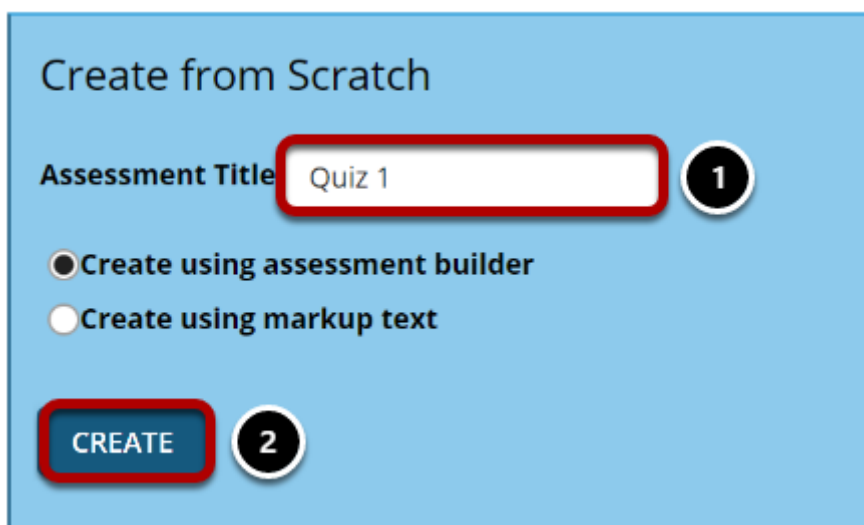
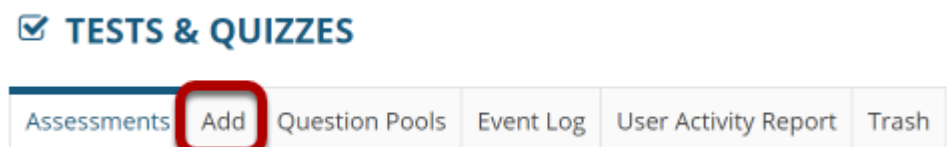
Select the **Tests & Quizzes** tool from the Tool Menu in your site.

Select an assessment.

Random question sets may be added to any assessment. Select an existing assessment or create a new one to add a random question set.

Create a New Assessment.

Click Add.



For more information on creating new assessments, see [How do I create an assessment?](#)

Or edit an existing assessment.

Assessment List

View All ▼

Display 20 ▼ assessments per page

Search:

Title	Status	In Progress	Submitted	For	Open	Due	Last Modified	Modified Date ▼	Remove?
Draft - New Quiz Actions ▼	Draft			Entire Site			Demo Instructor	Apr 13, 2020 11:18 PM	<input type="checkbox"/>
Quiz 1	Published - Active	0	0	Entire Site	Apr 8, 2020 11:55 AM		Demo Instructor	Apr 8, 2020 11:55 AM	<input type="checkbox"/>
Draft - Quiz 1	Draft			Entire Site	Apr 8, 2020 11:55 AM		Demo Instructor	Apr 8, 2020 11:55 AM	<input type="checkbox"/>

Edit a part.

Questions: New Quiz

1 Existing Question - 10 total points

[Add Part](#) | [Preview](#) | [Print](#) | [Settings](#) | [Publish](#)

Part 1 ▼ Default - 0 questions

[Copy to Pool](#) [Edit](#)

i Add Question ▼

In Tests & Quizzes, open the assessment and find the part. To edit the name and any of the information and settings associated with a part, next to that part's name, click **Edit**.

For the Type, choose Random draw from question pool.

Type

- ☐ Questions authored one-by-one
- ☒ Random draw from question pool

Set the options for the random set.

Options

Randomization

- * Draw question(s) from
- ☒ A student's questions are randomized each time an assessment is submitted
- ☐ A student's questions are randomized once for all submissions

Scoring

- * Correct answers are worth point(s).
- * For 'True False' or 'Multiple Choice, Single Correct' questions, deduct point(s) for incorrect answers. This overrides the original pool setting.

1. Enter the number of questions to draw from the selected question pool.
2. Select the question pool from the drop-down menu.
3. Choose to either randomize student questions each time an assessment is submitted or randomize student questions once for all submissions.
4. Enter the point value for correct answers on each question. Note that all questions in this random draw must be worth the same amount of points.
5. (Optional) For True/False and Multiple Choice, Single Correct questions, you may also enter a negative point value if a question is answered incorrectly.

Note: Point values entered here override any value that was specified for individual questions in the corresponding Question Pool.

Click Save.



View assessment.

Questions: New Quiz

3 Existing Questions - 20 total points

[Add Part](#) | [Preview](#) | [Print](#) | [Settings](#) | [Publish](#)

Part Random draw from Semester 2 - 2 questions

[Update Questions](#)

[Edit](#)

The questions for this part were generated from the question pool, **Semester 2**, on **Tuesday, April 14, 2020** at **10:45:40 PM EDT**. To get latest changes made to the pool, click **Update Questions** or click **Edit** for this Part and then click **Save**. Clicking **Preview** or **Publish** will automatically update the pool-drawn questions as will exporting an assessment.

[Add Question](#)

You will be returned to the assessment editing screen with the random draw question set shown. You may add additional questions or question sets by adding more parts to the assessment.