

What is a question pool?

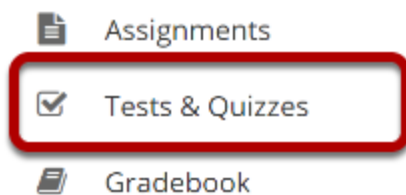
A question pool is a set of questions, identified by a name, that belongs to you (not the worksite). You can share a question pool with others, and others can share theirs with you.

Questions pools are set up in advance of an assessment, for convenience. When you are ready to give your students an assessment (a test or quiz), you can pull questions from your pools and also from pools that have been shared with you.

Question pools serve as the basis for random-draw questions. To give each student a different question on the same subject, set up a question pool with several equivalent questions on that subject, and then add a random-draw question using that pool.

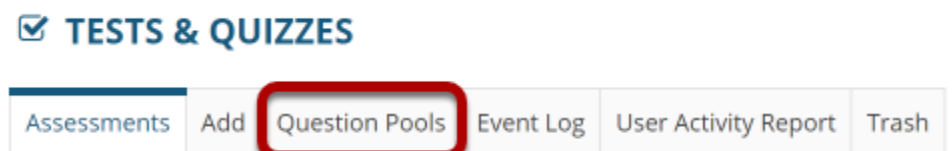
Question pools can be subdivided into subpools, and those subpools can be further subdivided, for organization that reflects your teaching methods.

Go to Tests & Quizzes.



Select the **Tests & Quizzes** tool from the Tool Menu in your site.





Click Question Pools.



Question Pool Example.

Question Pools

[Add New Pool](#) | [Import Pool](#) | [Transfer Ownership](#)

Pool Name▲	Owner	Last Modified	Questions	Subpools	Delete?
▼  OCE 101 Add Subpool Copy Move Share	ktinstructor	01/05/2020	3	3	<input type="checkbox"/>
▼  Chapter 1 Add Subpool Copy Move	ktinstructor	01/05/2020	0	2	<input type="checkbox"/>
 Multiple Choice Add Subpool Copy Move	ktinstructor	01/05/2020	10	0	<input type="checkbox"/>
 Short Answer/Essay Add Subpool Copy Move	ktinstructor	01/05/2020	2	0	<input type="checkbox"/>
 Chapter 2 Add Subpool Copy Move	ktinstructor	01/05/2020	6	0	<input type="checkbox"/>
 Chapter 3 Add Subpool Copy Move	ktinstructor	01/05/2020	1	0	<input type="checkbox"/>

Delete

Here we see a question pool (e.g., OCE 101) that contains three questions at the top level and also subpools for Chapters 1, 2, and 3. Chapter 1 also has two subpools of its own (Multiple Choice and Short Answer/Essay).

Tip: A question pool can contain both questions of its own and subpools.

You will see question pools that you have authored as well as question pools that have been shared with you by their authors.

Note: Question pools are not identified by course site, as they are associated with a specific owner rather than worksite.

Contents of a question pool.

Question Pool: OCE 101

Pool Name:

Owner: ktinstructor

Department/Group:

Description:

Objectives:

Keywords:

3 Subpools

1

Pool Name	Owner	Last Modified	Questions	Subpools
Chapter 1 Add Subpool Copy Move Remove Preview	ktinstructor	01/05/2020	0	2
Chapter 2 Add Subpool Copy Move Remove Preview	ktinstructor	01/05/2020	6	0
Chapter 3 Add Subpool Copy Move 2 <input type="button" value="Remove"/> Preview	ktinstructor	01/05/2020	1	0

3 Questions

4 | | **3**

Question Text	Question Type	Points	Last Modified
<input type="checkbox"/> Edit Question 1: How will this course help you in your academic career or personal goals? Copy Move	Short Answer/Essay	1.0	2020-01-05 10:50:52
<input type="checkbox"/> Edit Question 2: What grade do you expect to earn in this course? Copy Move	Short Answer/Essay	1.0	2020-01-05 10:51:27
<input checked="" type="checkbox"/> Edit Question 3: Why did you decide to take this course? Copy Move	Short Answer/Essay	1.0	2020-01-05 10:51:50

Clicking on the name of the pool, in this case OCE 101, shows its subpools and questions.

1. To add a subpool to the current pool, click **Add Subpool**.
2. To remove a subpool, click the **Remove** link under the name of the subpool to be deleted.
3. To add a new question to the current pool, click **Add Question**.
4. To remove a question from the pool, select the question or questions to be removed and then click the **Remove** button in the questions listing area.

To create a new Question Pool, see [How do I add, copy, move, or remove a Question Pool?](#)